

Welcome ^{TO YOUR} Calligraphy CLASS

An introduction ^{TO THE}
Art of Beautiful WRITING
FOLLOW @LetteringByLiz

A. An inspirational DEMO

B. Learning ^{TO} hold your pen
& the ritual of dipping

C. Setting up ^{YOUR} workspace
& proper ergonomics

D. Let's Get WARMED UP!

E. THE MAIN EVENT: THE ABC'S

F. Developing ^{YOUR} own style

G. Drills ^{TO} connect letters

H. Learning ^{TO} create words

I. Plan & goals ^{FOR} at-home
practice

J. Tools ^{AND} techniques

K. COOL Project Ideas

L. Follow-up RESOURCES & mentoring

©2019 * Lettering ^{BY} Liz

Project Ideas

Custom Rubber Stamps
^{FOR} return addresses,
monograms & logos

U.S. Postage ^{WITH} hand-
lettering

Family Trees

Song Lyrics · Poems · Quotes
Album ^{AND} Book Inscriptions

Lettering ^{ON} Shells & Rocks

MAPS & Illustrations

Definitions ^{OF} words

Chalkboard & Mirror
ART

Love Letters

Bucket Lists · Toasts
& Eulogies

Certificates & Awards

Signs, Tags & Labels

Envelope Art · MENUS

Seating Cards & ^{Table} No's

Enjoy ^{YOUR} alphabet adventures!

©2019 * Lettering ^{BY} Liz

Calligraphy Supplies List

www.CalligraphyBoston.com

Art Stores

Blick Art ⁱⁿ BOS, NYC,
& PVD & online

Artist & Craftsman

Da Vinci Art ⁱⁿ NYC

Paper Ink Arts.com

Jet Pens.com

Jerry's Artarama

Pen Holders

Speedball "Type B" ^{is} the straight style holder
AND OBLIQUE ^{is} angled style

Nibs

512 Hunt ^{is} shorter nib

513EF Hunt ^{is} longer one

ALSO TRY

Nikko G
& Brause EF

Inks

Speedball Super Pigmental

ACRYLIC INK

FOR metallics: FW by Daler Rowney
& GOLDEN "High Flow" Acrylics

© 2019 * Lettering By Liz

Helpful Hints & Important Reminders

♥ Hold your pen FIRMLY, BUT do not CLENCH the pen!

★ Breathe NORMALLY, do not HOLD YOUR BREATH!

♥ Keep THE tines { both sides } OF nib touching next to each other at all times - parallel to each other
DO NOT rock or twist THE nib

★ Stir YOUR ink periodically to keep the texture EVEN

♥ Your elbow, entire forearm, wrist & pinky-side OF your palm ON writing side should ALWAYS be on the table ~ angle your writing material

★ Think OF your writing as PAINTING & not carving or digging

♥ Your non-writing hand fingertips SHOULD "CHASE" the pen around THE writing material

★ Be gentle WITH yourself!
Your goal WITH practice should NOT be PERFECTION but improvement & enjoyment ♥

© 2019 * Lettering By Liz

Stylingsical SCRIPT
from Lettering by Lizo

Aa Bb

Cc Dd

Ee Ff

Gg Hh

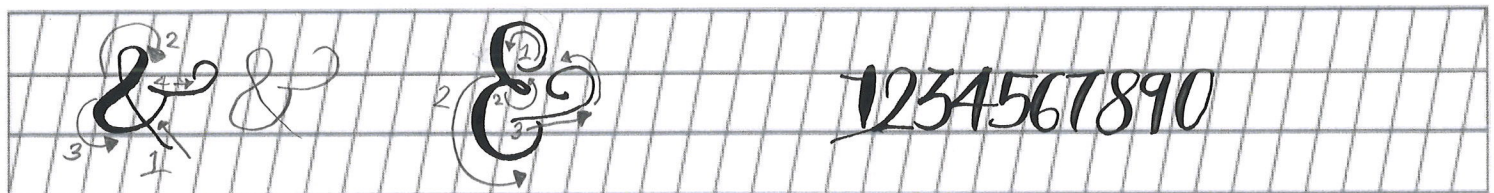



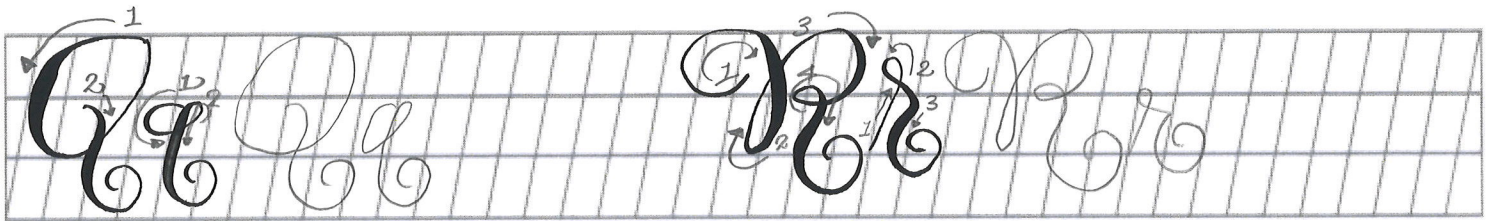

Ii Jj

Kk Ll

Mm Nn

Stylings of SCRIPT

from Lettering by Liz



Romantic SCRIPT
from Lettering by Liz

Aa Aa Bb Bb

Cc Cc Dd Dd

Ee Ee Ff Ff

Gg Gg Hh Hh

Ii Ii Jj Jj

Kk Kk Ll Ll

Mm Mm Nn Nn

Romantic Script

from Lettering by Liz

O o P p

Q q R r

S s T t

U u V v

W w X x

Y y Z z

& and 1 2 3 4 1 2 3 4 5 6 7 8 9 0 1 2 3 4 5 6 7 8 9 0

Roman BLOCK
style print
from Lettering by Liz

Aa Aa Bb Bb

Cc Cc Dd Dd

Ee Ee Ff Ff

Gg Gg Hh Hh

Ii Ii Jj Jj

Kk Kk Ll Ll

Mm Mm Nn Nn

Roman BLOCK
style print
from Lettering by LIZO

Oo Pp

Qq Rr

Ss Tt

Uu Vv

Ww Xx

Yy Zz

& E 1234567890



Happy Valentines Day! xoxo ♡

Happy Valentines Day! xoxo ♡


Love Be Mine Sweetheart

Love Be Mine Sweetheart

You're My Favorite Forever

You're My Favorite Forever

Kisses & Hugs Kisses & Hugs



Thank you

Thank you

Thank you

Thank you

Happy Birthday

Happy Birthday

Happy Birthday

Happy Birthday

Congratulations

Congratulations

Congratulations

Congratulations

Love Love

Cheers! Cheers!



Calligraphy is ^{THE} Art of

Calligraphy is ^{THE} Art of


Beautiful Writing

Beautiful Writing

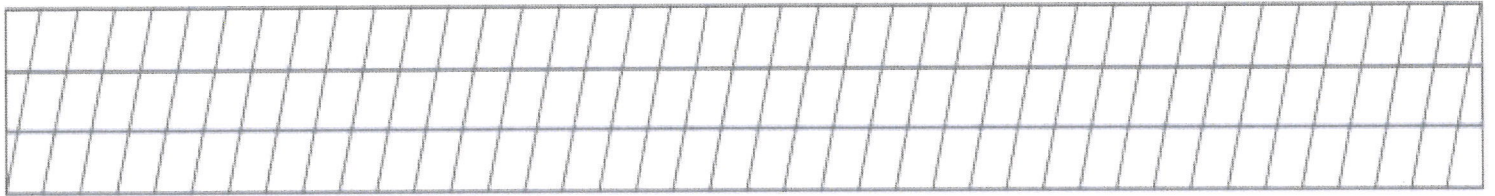
pen pen ink ink

nib nib flourish flourish


letters letters



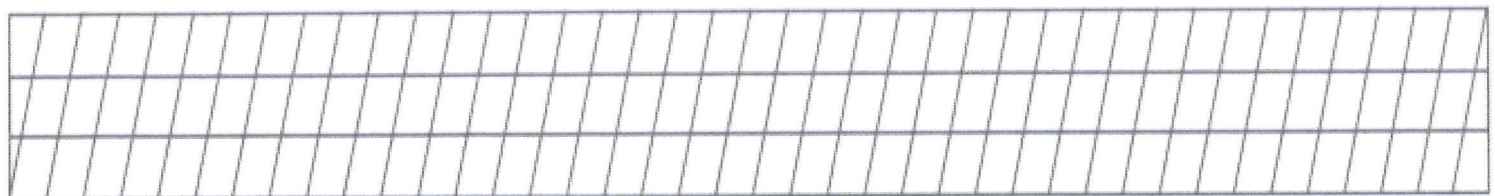
Ms. Ms. Ms. Ms.



Mr. Mr. Mr. Mr.



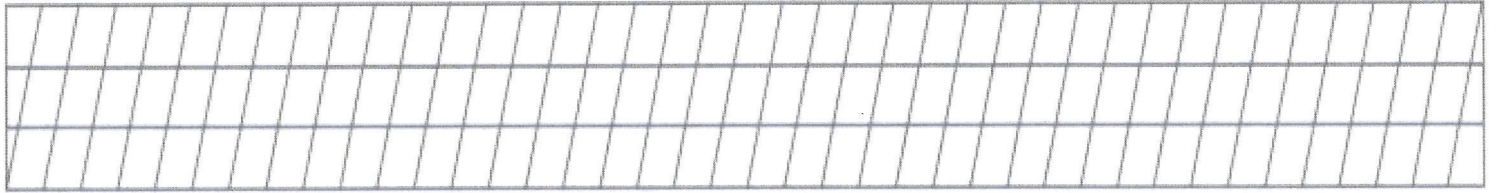
Miss Miss Mr. Mr.




Mr. & Mrs. Mr. & Mrs.



Autumn Autumn Spring Spring



Winter Winter Summer Summer



Holidays Holidays Good Good

Morning Morning Evening Evening

Day Day Night Night